



LifeMD⁺

Investor Presentation

May 2026

NASDAQ: LFMD

Important Cautions Regarding Forward-Looking Statements

This presentation includes forward-looking statements within the meaning of Section 27A of the Securities Act of 1933, as amended; Section 21E of the Securities Exchange Act of 1934, as amended; and the safe harbor provision of the U.S. Private Securities Litigation Reform Act of 1995. Forward-looking statements contained in this presentation may be identified by the use of words such as: “believe,” “expect,” “anticipate,” “project,” “should,” “plan,” “will,” “may,” “intend,” “estimate,” “predict,” “continue,” and “potential,” or, in each case, their negative or other variations or comparable terminology referencing future periods. Examples of forward-looking statements include, but are not limited to, statements regarding our financial outlook and guidance, short and long-term business performance and operations, future revenues and earnings, regulatory developments, legal events or outcomes, ability to comply with complex and evolving regulations, market conditions and trends, new or expanded products and offerings, growth strategies, underlying assumptions, and the effects of any of the foregoing on our future results of operations or financial condition.

Forward-looking statements are not historical facts and are not assurances of future performance. Rather, these statements are based on our current expectations, beliefs, and assumptions regarding future plans and strategies, projections, anticipated and unanticipated events and trends, the economy, and other future conditions, including the impact of any of the aforementioned on our future business. As forward-looking statements relate to the future, they are subject to inherent risk, uncertainties, and changes in circumstances and assumptions that are difficult to predict, including some of which are out of our control. Consequently, our actual results, performance, and financial condition may differ materially from those indicated in the forward-looking statements. These risks and uncertainties include, but are not limited to, “Risk Factors” identified in our filings with the Securities and Exchange Commission, including, but not limited to, our most recently filed Annual Report on Form 10-K, Quarterly Reports on Form 10-Q, and any amendments thereto. Even if our actual results, performance, or financial condition are consistent with forward-looking statements contained in such filings, they may not be indicative of our actual results, performance, or financial condition in subsequent periods.

This presentation is not an offer to sell or a solicitation of an offer to purchase securities by the Company. Any such offer or solicitation, if any, will only be made by means of offering documents (*e.g.*, prospectus, offering memorandum, subscription agreement and or similar documents) and only in jurisdictions where permitted by law. Certain information contained herein has been provided by or obtained from third-party sources and has not been independently audited or verified by the Company. The Company makes no representation or warranty, express or implied as to the accuracy or completeness of information contained in this document, and nothing contained in this document is, or shall be relied upon as, a promise or representation by the Company.

This presentation is not intended for any commercial purpose but strictly for educational or informational purposes only. Please note that some photographs and images appearing in this presentation are not necessarily those of the Company or accurate representations of its products or operations, but may be stock images, third-party operations, product mock-ups, and/or may have been edited for competitive or confidentiality reasons. Any third-party images not owned by the Company are used for non-commercial, illustrative, and educational ‘fair use’ purposes only. All images and trademarks are the property of their respective owners.

LifeMD is Transforming Care Delivery at Scale

453M+

Platform Interactions

365k+

Active Patients

1.95M+

Unique Monthly Website Visitors

End-to-end care platform

Supports both synchronous and asynchronous visits across primary and specialty care.

Diversified portfolio

Longitudinal care spanning metabolic, men's, women's, and behavioral health.

Nationwide affiliated medical group

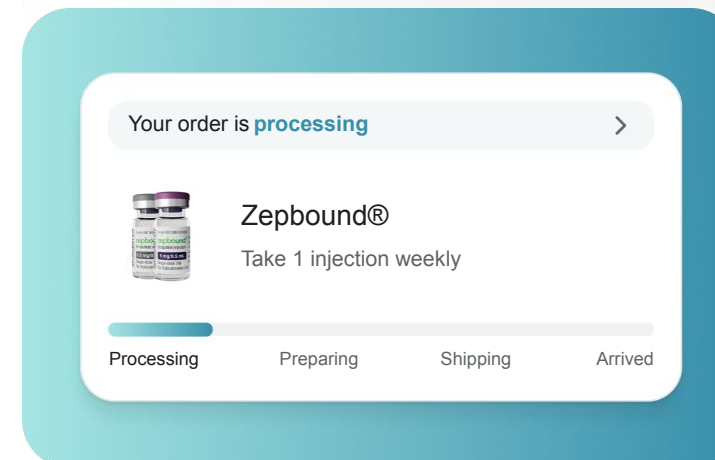
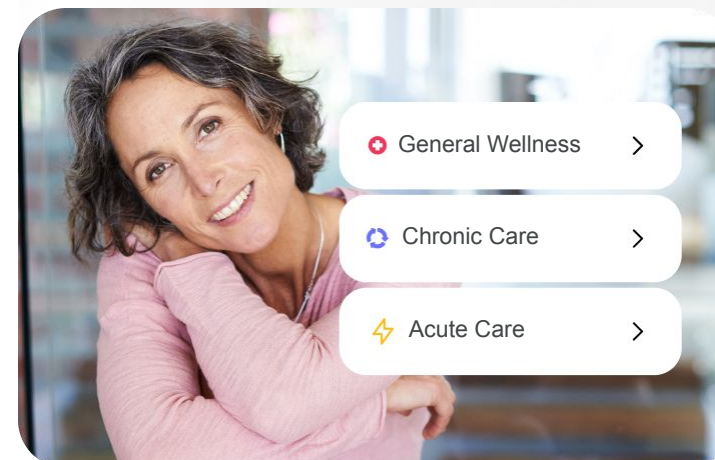
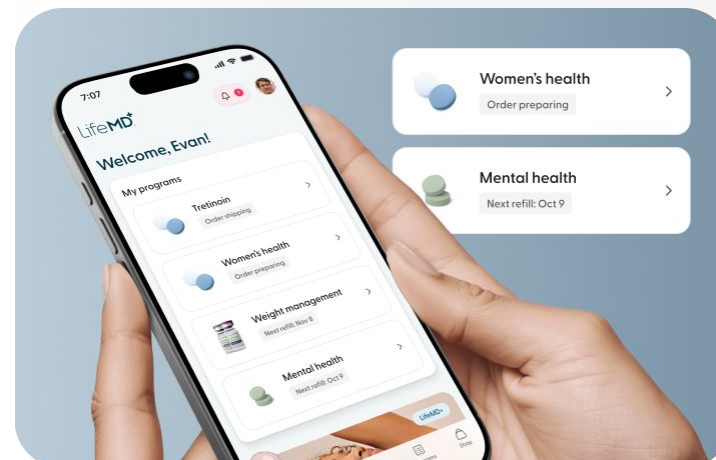
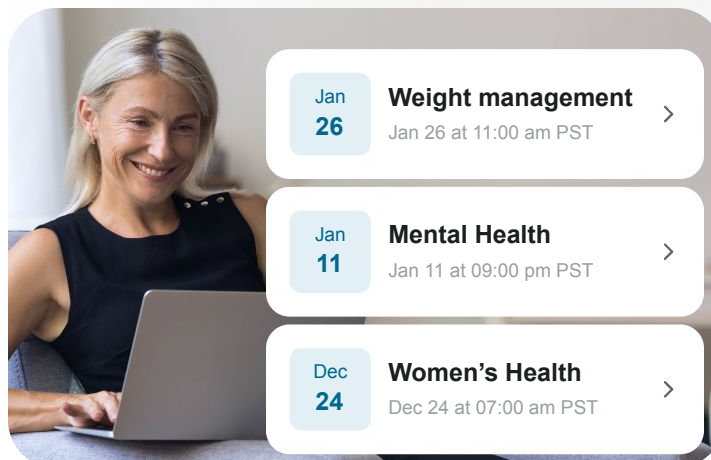
With full-time, state-licensed providers delivering consistent, high-quality care.

Integrated medical and pharmacy benefits

That expand patient access, reduce cost, and improve adherence.

Flexible, proprietary technology stack

Proven to deliver complex virtual care at scale across 200+ conditions.



LifeMD Provides an End-to-End Destination for Virtual Care, Pharmacy, and Diagnostics

Urgent Care

On-demand video, audio, and message-based consults with family practitioners.

Pharmacy

One-hour urgent prescriptions filled at local or LifeMD pharmacy.

Lifestyle Pharmacy

Generic and compounded offerings for sexual health, skin, hair, weight loss, hormones, and peptides.

Specialty Care

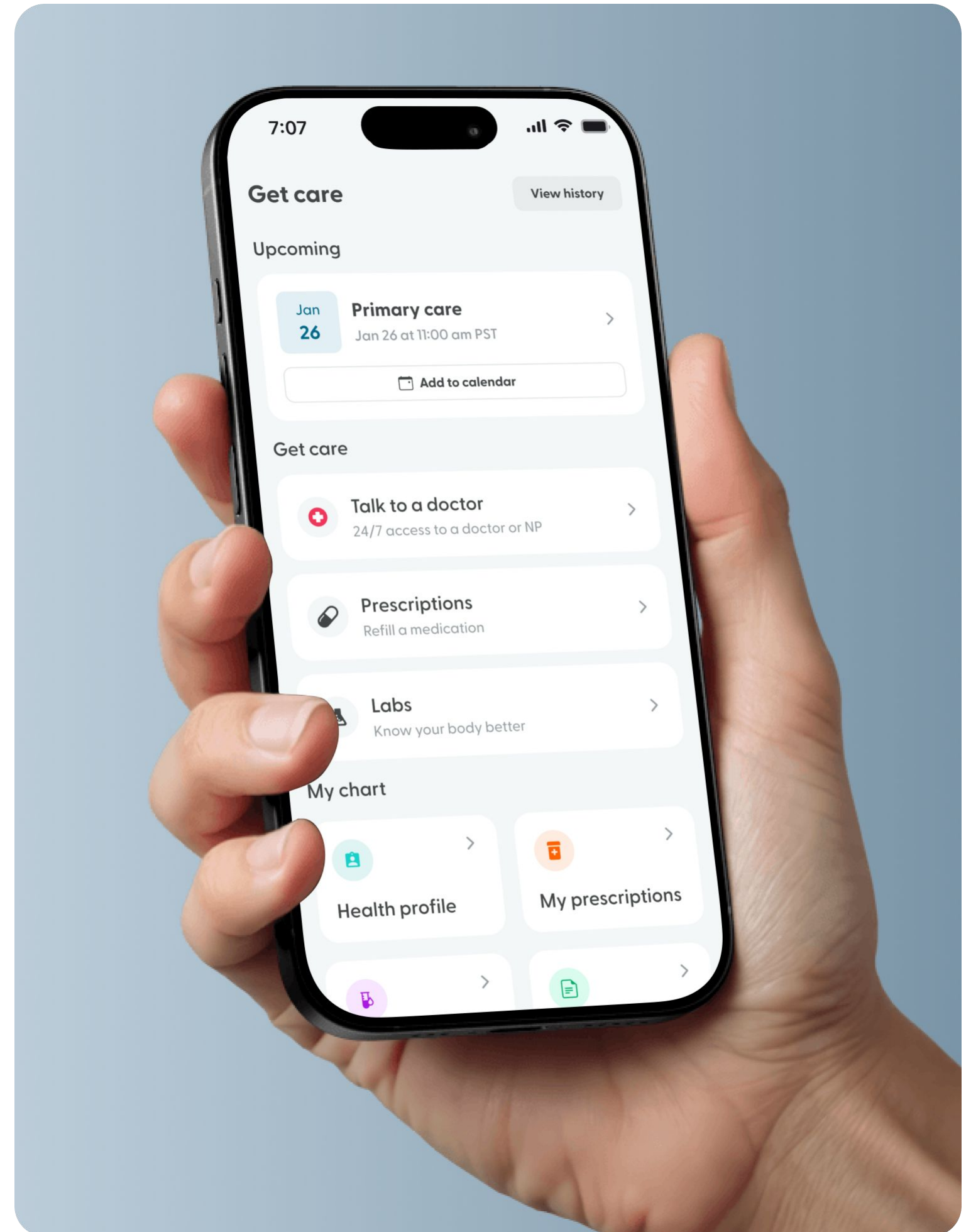
Personalized programs serving men's and women's health, cardiology, diabetes, and psychiatry.

Labs

Annual, specialty, and concierge lab offerings collected in-home or at Quest and Labcorp.

Wellness

Diet and lifestyle support enhanced with AI-enhanced health optimization programs.



LifeMD is Well Positioned to be a Leader in AI-enabled Virtual Care Delivery and Pharmacy

Our AI tools augment clinicians rather than replacing them, enabling higher throughput and consistency.

Diagnosis & Treatment

LifeMD's AI clinical decision support tool, launching in Q2 2026, connects to patient records, and helps LifeMD-affiliated providers diagnose and treat patients in an efficient, auditable manner.



Clinical Workflows

AI agents collect pre-consult data, transcribe consults, support revenue cycle management activities, assist in scheduling appointments, provide clinical decision support, and support call center and messaging operations.

Diet, Lifestyle, & Adherence

Design and deployment of personalized diet and lifestyle coaching programs delivered by LifeMD affiliated providers, supported by AI agents, improve outcomes and compliance.

Highly Personalized Pharmacy


LifeMD can provide highly personalized treatment protocols consisting of compounded and/or generic prescription medications in verticals like Men's & Women's Health, Hormone, and Cardiology.

LifeMD's Data, Infrastructure, and Platform Create a Durable AI Advantage



End-to-End Experience

Delivers and optimizes the full patient journey—from discovery and intake to treatment, follow-up, and long-term care.



Tech-Enabled Patient Base

Patient population that trusts technology-enabled care models, and prefers convenience and efficiency over legacy care models.



Advanced AI Infrastructure

Highly adaptable technology infrastructure already leveraging advanced agentic AI capabilities throughout workflows and patient support.



Internal AI Leadership

Strong internal AI leadership, engineering, and governance teams with multiple 3rd party partnerships in AI deployment and care delivery support.

Large, highly structured data capture and database consisting of 365k+ active patients, 1.1M+ former patients, and over 5 million prospects.

Our Affiliated Nationwide Medical Group Enables Scalable, High-Quality Care

94%

Of consults start on time*

Jan 26

Weight management

Jan 26 at 11:00 am PST

2.4M

Consults completed



200+

Different conditions LifeMD treats

General Wellness

Chronic Care

Acute Care

4.8/5

Average physician rating

98%

Patients satisfied with their care

50


State coverage



Dr. Culpepper

LIFEMD-AFFILIATED PROVIDER

Helping patients regain their health and confidence is the most rewarding part of my job — I love making a real difference in their lives.



*within 15 minutes for soonest available appointment during queue hours and within 2 minutes of scheduled appointment time slots

LifeMD's Nationwide Pharmacy Infrastructure Lowers Cost and Personalizes Care

50 State Direct-To-Patient Pharmacy

- LifeMD owns and operates a fully licensed 50-state pharmacy
- Direct integration with LifeMD's virtual care platform
- Full control over formulary, workflows, and patient experience



Propranolol

Next refill: May 21

Prescribed



Wellbutrin SR®

Next refill: May 21

Prescribed

Strategic Pharmaceutical Collaborations

- GLP-1 collaborations with Eli Lilly & Novo Nordisk
- Hormonal health partnership with HRT Club
- Deep pipeline of additional partnership opportunities



Your order

Shipping



Wegovy® Pill

Daily tablet

Processing Preparing Shipping Arrived

AI-Enabled 503-A Compounding

- 503-A compounding licensure across 35 states (50 by EOY)
- Agentic AI-driven decision support
- Personalized compounded therapies available across men's health, women's health, and other specialty verticals

Based on your profile, here's your treatment plan: Oral Wegovy®, Vitamin D, sleep support

✓ 10:05 AM



Looks good. Let's proceed.

✓ 10:07 AM



Nationwide Benefits Infrastructure Expands Access and Affordability

- Payer Contracting
- Provider Enrollment
- Real Time Benefit Verification
- Prior Auth Submission & Appeals
- Out-of-Pocket Cost Estimates
- Medical Coding
- Claim Submission
- Denial Management
- Audit & Compliance

Today

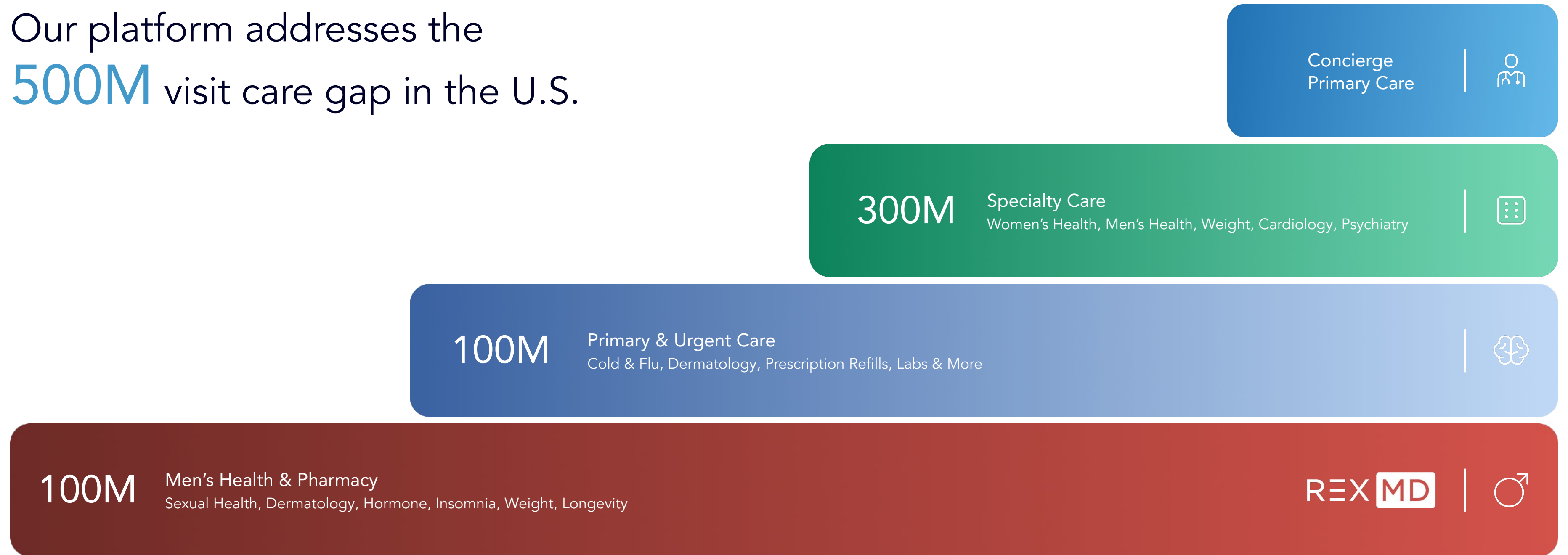
| 112M lives under coverage
| (82M commercial, 30M Medicare FFS)

Q2 2026

| 230M+ lives under coverage
| 80% of commercially lives
| 70% of Medicare Advantage lives

The LifeMD Platform Targets Large, High-Impact Healthcare Markets

Our platform addresses the **500M** visit care gap in the U.S.



2019-2020

2021-2022

Today

Future

Our management team has deep experience leading innovative healthcare organizations



Justin Schreiber
Chief Executive Officer & Chairman



Atul Kavthekar
Chief Financial Officer



Stefan Galluppi
Chief Innovation Officer



Shayna Dray
Chief Operating Officer



Jessica Friedeman
Chief Business Officer



Eric Yecies
Chief Legal Officer & General Counsel



Chris Pisano
Chief Marketing Officer



Nick Alvarez
Chief Acquisition Officer

OUR BOARD OF DIRECTORS



Justin Schreiber



Joseph DiTrollo, MD



William Febbo



Joan LaRovere, MD



Calum MacRae,
MD, PhD



Roberto Simon



John Strawn

LifeMD+

Strategy

LifeMD's High-Growth Care and Pharmacy Verticals

Integrated virtual care and pharmacy services across primary and specialized health categories.



GLP-1 Metabolic Health

Largest revenue and growth contributor and TAM; collaborations with Eli Lilly & Novo direct-to patient pharmacy programs.



Women's Health

Specialized care, diagnostics, and pharmacy for women's hormonal, bone, midlife, and dermatologic health with strong lifetime value.



Men's Health

High margin, pharmacy driven recurring care for men's sexual, dermatological, and hormone health, peptides, and lifestyle therapeutics.



Psychiatry

Evidence-based virtual psychiatric care and pharmacy management for anxiety, depression, insomnia, and more.

LifeMD+

Integrated Pharmacy Driving Margin Expansion

Vertically integrated, AI-enabled pharmacy platform delivering branded, generic, and personalized compounded therapies.

~90% gross margins in pharmacy operations.

Personalized compounded formulations, where clinically appropriate, increase differentiation, pricing power and retention.

AI-optimized prescribing and refill cadence improves patient experience & provider efficiency.

Cross-vertical medication expansion drives LTV growth.

Strong pipeline of DTP pharma opportunities.



Sleep Support



Prozac®



Wellbutrin SR®



Wegovy®



Ozempic®



Estradiol
Cream



Hair loss



Estradiol Rx
Vaginal Insert



Lexapro®



Zepbound®



Sexual
health



Personalized
Testosterone



Technology

Our proprietary platform connects triage, care, pharmacy, and analytics to enable the highest quality care at national scale.

2.4 Million Virtual Visits

Our platform has facilitated nearly 2.4M consults with a 98% patient satisfaction rate.

50-State Medical Group

Highly trained, full-time affiliated medical group licensed across 50-states delivers industry leading care.

50-State Benefits Infrastructure

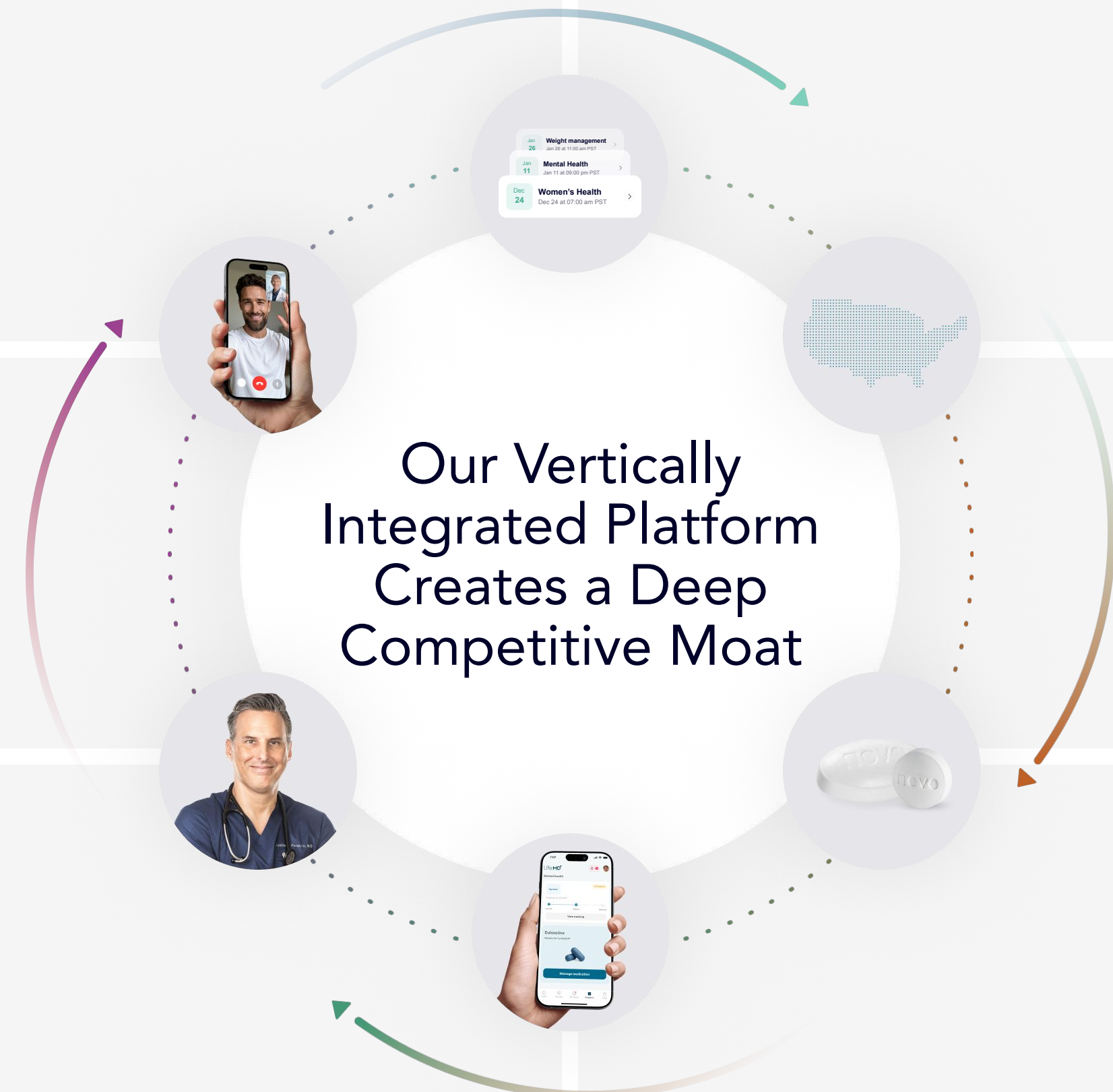
Robust medical and pharmacy benefits infrastructure improves value proposition, CAC, and retention.

Pharmacy

Integrated fulfillment with custom therapies and rapid home delivery for medication continuity.

Multi-Specialty Care

We deliver comprehensive virtual primary care and specialty care across large, underserved verticals.



Our Vertically Integrated Platform
Creates a Deep Competitive Moat

Weight Management

92,000+ active patients

Large TAM; 100M Americans eligible, with fewer than 10% having tried therapy

Strategic collaborations with Eli Lilly and Novo Nordisk

Attractive historical unit economics

Cross-care into specialized men's and women's health and cardiometabolic care



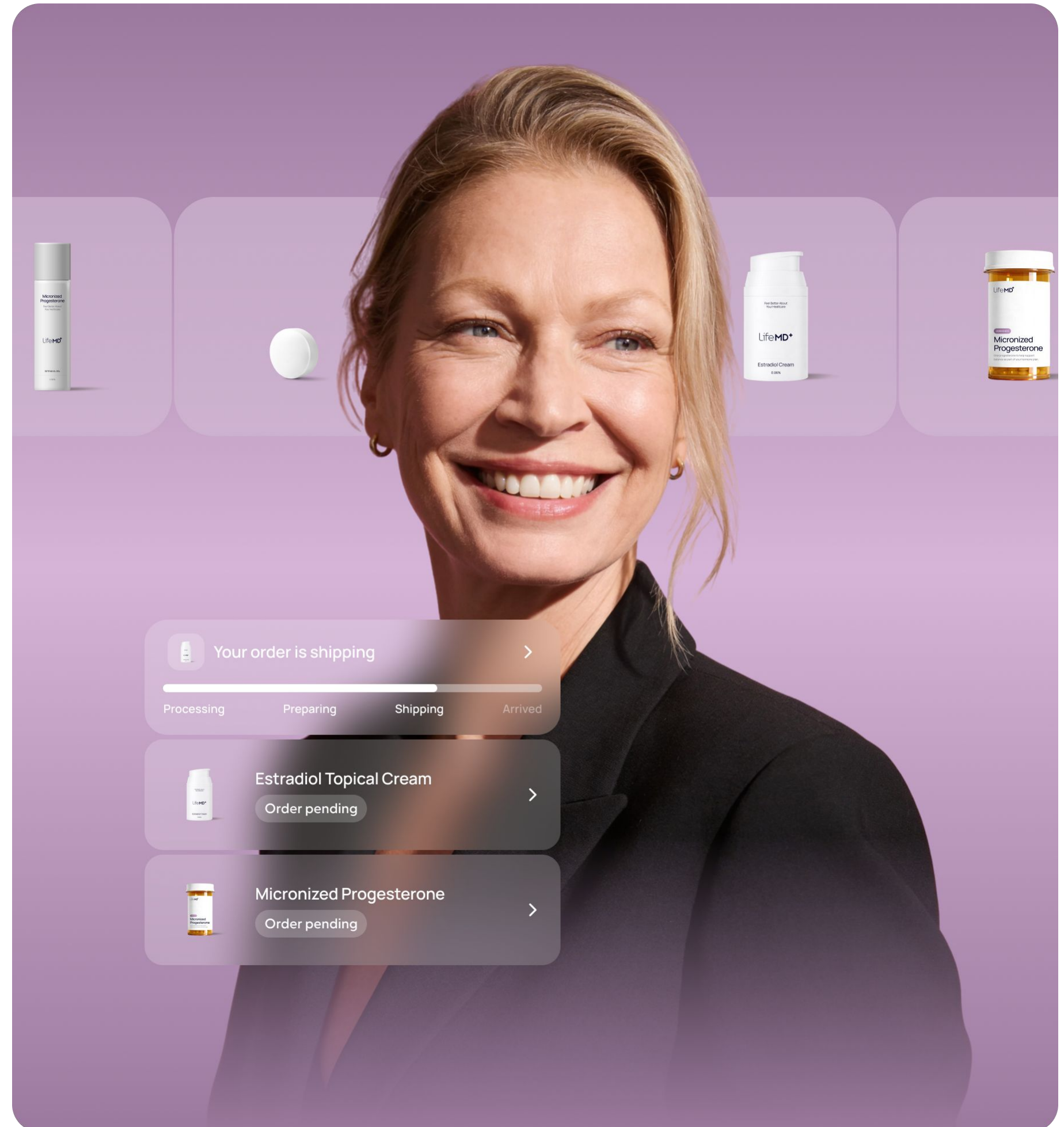
Women's Health

50% of U.S. counties lack an OB-GYN;
6,000+ women enter menopause daily

Highly specialized provider group
trained in midlife and hormone care

National advisory board including Dr.
Doug Lucas & Dr. Tara Scott

Synchronous care, labs, diet & lifestyle,
generic and compounded Rx



Men's Health


~215,000 patients on therapy

Asynchronous, pharmacy-driven business model

Significant growth potential in personalized compounding

Custom formulations launching for insomnia, anxiety, dermatology, and longevity

Integration with NovoCare for Wegovy and Ozempic



Financials

Our Brands Continue to Experience Rapid, Consecutive YoY Growth

\$225M

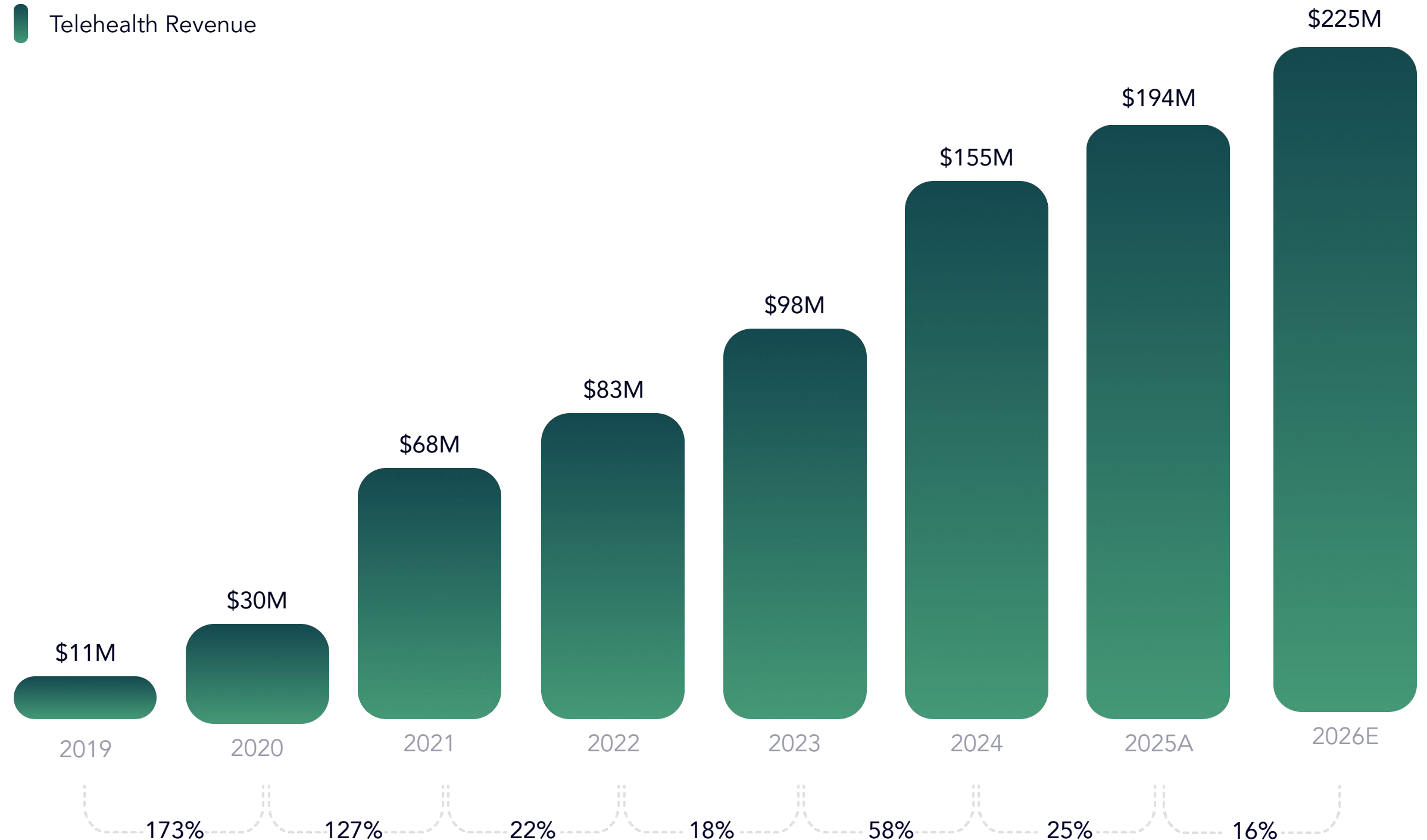
2026E Revenue Forecast

45%

5-Year Revenue CAGR

365k

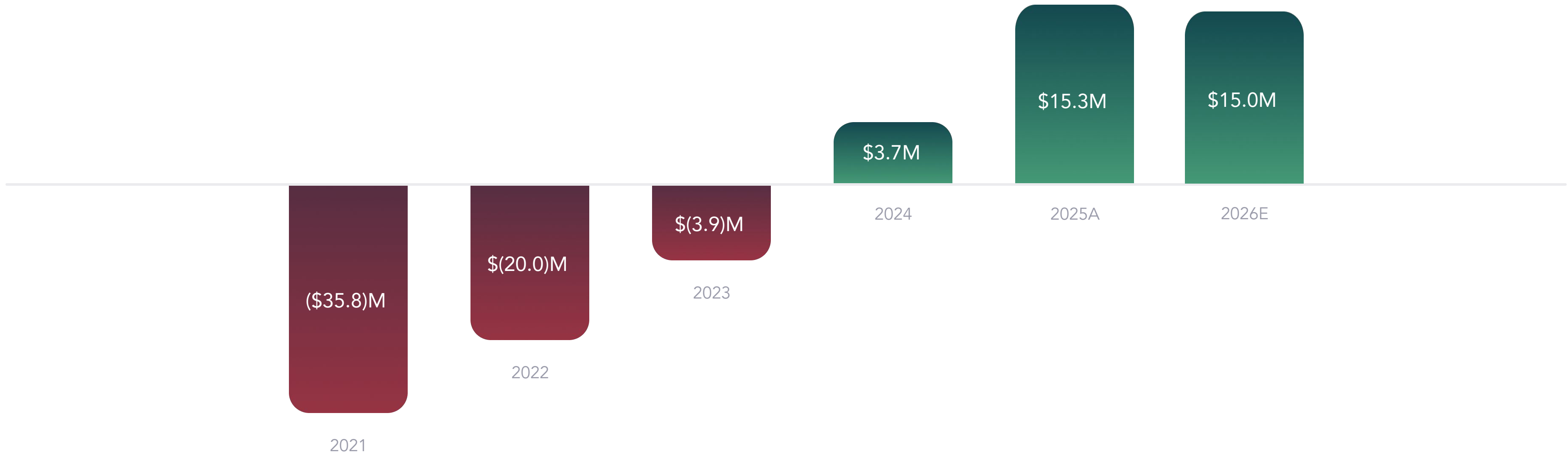
Active Patients



2026 guidance represents the midpoint of the current FY26 revenue guidance range.

Rapid and Sustainable Profitability Growth in Our Core Telehealth Business

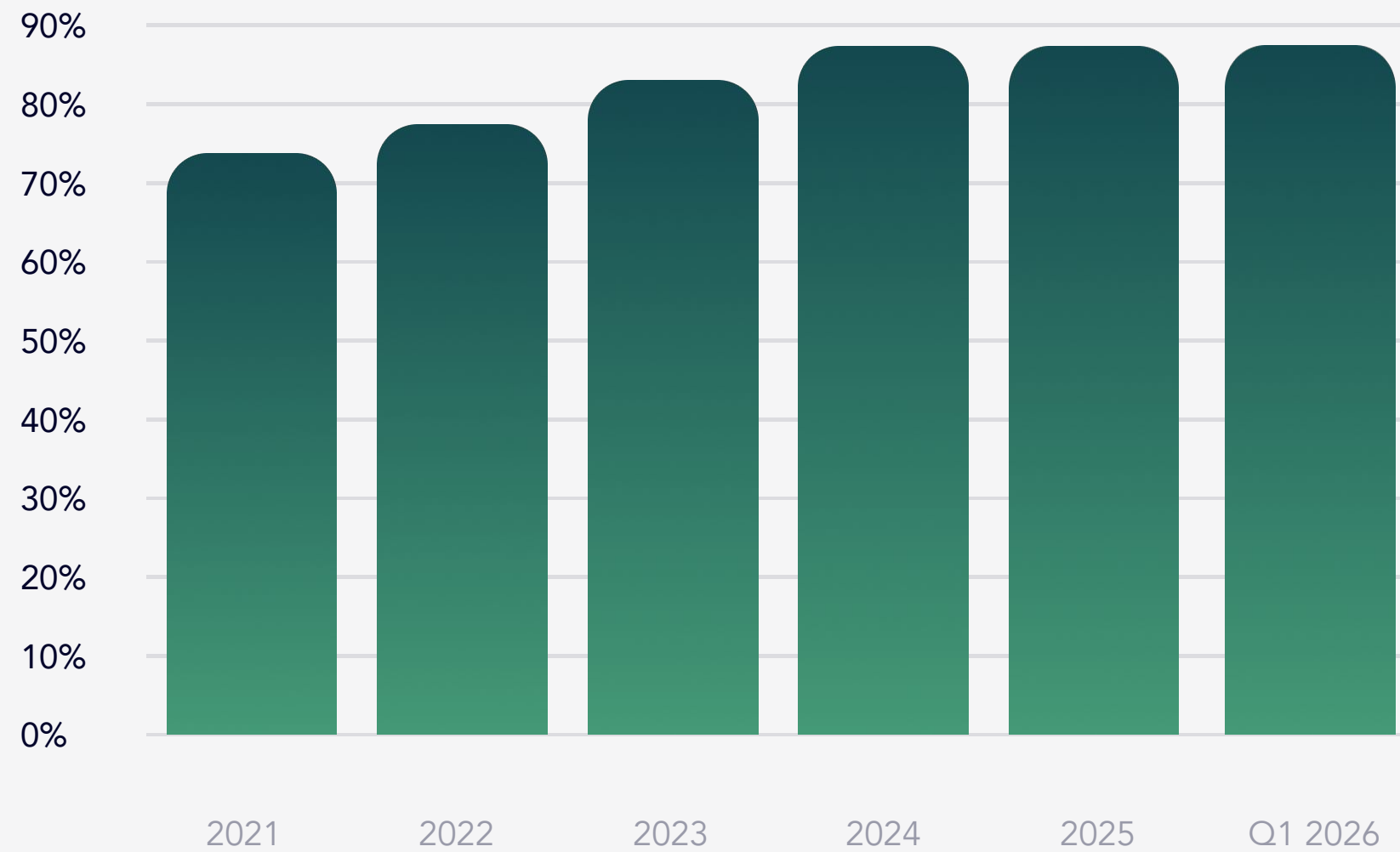
Annual telehealth adjusted EBITDA (\$ Millions)



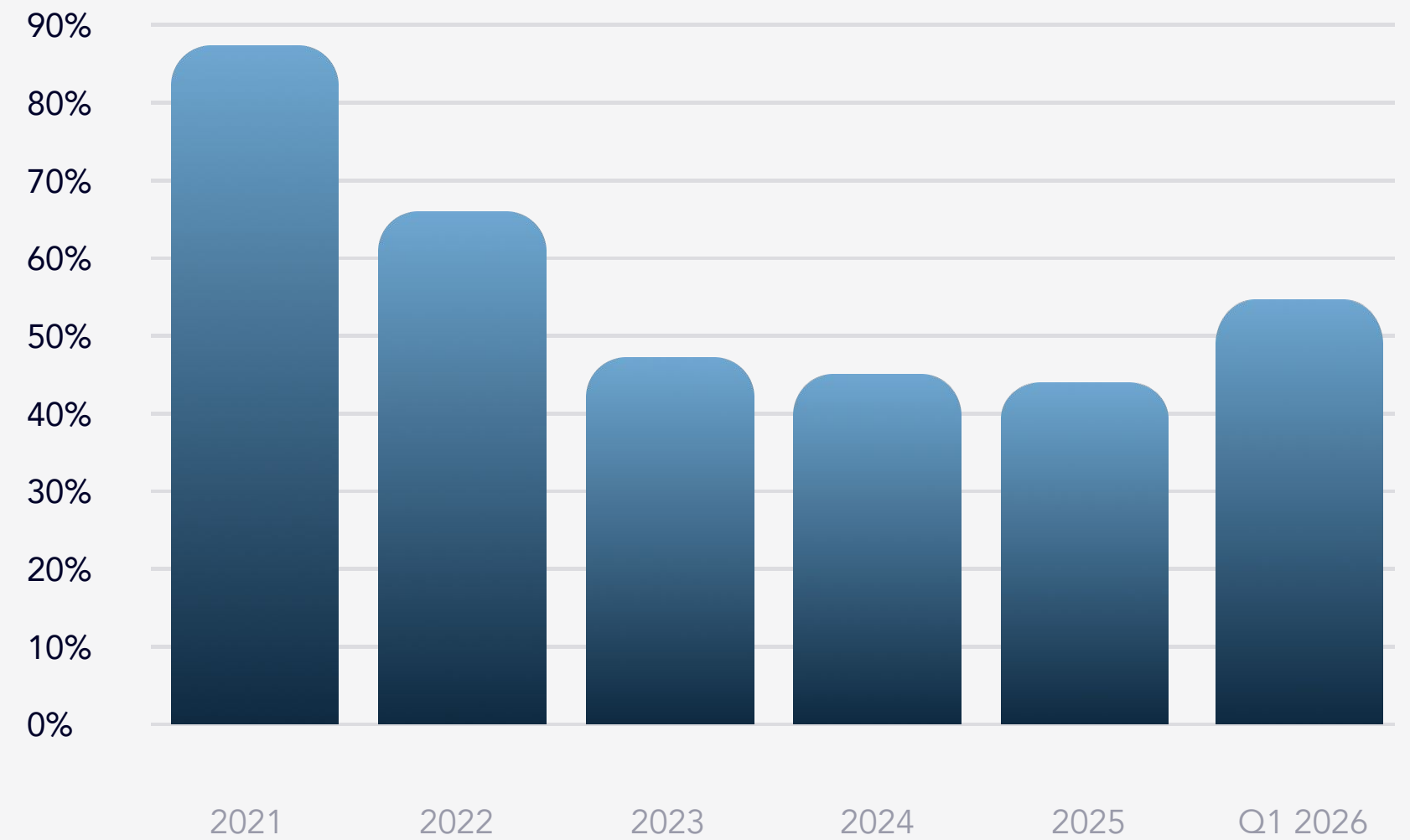
Note: adjusted EBITDA includes Telehealth only results.
 2026 estimate based on midpoint of the current FY26 telehealth adjusted EBITDA guidance range

Rapidly Expanding Telehealth Gross Margins and Ad Spend Leverage Driven by Patient Retention are Driving Telehealth Profitability Growth

Telehealth Gross Margin %



Telehealth Ad Spend % of Revenue



For FY'26, LifeMD Expects to Deliver the Following Metrics:

	FY 2025 ACTUAL	FY 2026 GUIDANCE	FY 2026 Q4 Annualized Run Rate
Telehealth Revenue	\$194.1 million	\$220 to \$230 million	\$250 million
Telehealth Adjusted EBITDA	\$15.3 million	\$12 to \$17 million	\$25 million

Appendix

Reconciliation of Net Income (Loss) Attributable to LifeMD, Inc. Common Stockholders to Adjusted EBITDA

	Three Months Ended March 31,	
	2026	2025
Net loss attributable to LifeMD, Inc. common stockholders	\$ (9,649,159)	\$ (960,341)
Interest (income) expense (excluding amortization of debt discount)	(56,476)	363,194
Depreciation and amortization expense	1,996,227	1,691,408
Amortization of debt discount	-	100,444
Litigation costs ^(a)	661,575	253,197
Severance and restructuring costs	363,885	76,882
Acquisitions expenses	-	208,500
Insurance acceptance readiness	-	140,360
Preferred stock dividends	776,563	776,563
Stock compensation expense	1,448,905	2,548,528
Net income from discontinued operations	-	(1,993,422)
Net income attributable to noncontrolling interests of discontinued operations	-	531,845
Adjusted EBITDA	<u>\$ (4,458,480)</u>	<u>\$ 3,737,158</u>

^(a) For the three months ended March 31, 2026, the Company included costs related to: (1) a class action complaint captioned *Johnston v. LifeMD, Inc., et al.*, against the Company and certain executive officers alleging: (i) violations of Section 10(b) of the Securities Exchange Act of 1934, as amended, and Rule 10b-5 promulgated thereunder by all defendants for making false and misleading statements; and (ii) violations of Section 20(a) of the Securities Exchange Act of 1934, as amended, by the individual officer defendants for violating their duty to disseminate accurate and truthful information, and (2) a heavily negotiated executive separation agreement. For the three months ended March 31, 2025, the Company included litigation costs related to a heavily negotiated executive separation agreement.

Sources

A. Hersh, M. L. Stefanick, R. S. Stafford Trends in Hormone Therapy Use After the 2002 WHI Estrogen Plus Progestin Trial

Medical Expenditure Panel Survey (MEPS), Agency for Healthcare Research and Quality (AHRQ), Statistical Brief #347: Use of Menopausal Hormone Therapy Drugs Among Women Aged 40 and Older, United States, 2008

R. C. Petering, N. A. BROOKS Testosterone Therapy: Review of Clinical Applications

C. V. Almario, M. L. Ballal, W. D. Chey, C. Nordstrom, D. Khanna, B. MR. Spiegel, American Journal of Gastroenterology Burden of Gastrointestinal Symptoms in the United States: Results of a Nationally Representative Survey of Over 71,000 Americans

American Heart Association; Cardiovascular Diseases Affect Nearly Half of American Adults available at <https://www.heart.org/en/news/2019/01/31/cardiovascular-diseases-affect-nearly-half-of-american-adults-statistics-show>

Centers for Disease Control and Prevention (CDC); Diabetes Data and Research available at <https://www.cdc.gov/diabetes/php/data-research/index.html>

Jacques Baillargeon, PhD, et al. JAMA Network Open Trends in Testosterone Prescriptions for Older Men Enrolled in Medicare 2007 to 2016

World Health Organization (WHO). Obesity and Overweight Fact Sheet. <https://www.who.int/news-room/fact-sheets/detail/obesity-and-overweight>

National Institute of Mental Health (NIMH). Mental Illness Statistics. <https://www.nimh.nih.gov/health/statistics>

American Heart Association. Cardiovascular Diseases Affect Nearly Half of American Adults. <https://www.heart.org/en/news/2019/01/31/cardiovascular-diseases-affect-nearly-half-of-american-adults-statistics-show>

IQVIA Institute for Human Data Science. *Prescription Drug Spending and Utilization Trends*.